

# The use of worksheet

*by* Fakultas Sastra Unitomo

---

**Submission date:** 27-Nov-2019 08:28AM (UTC+0800)

**Submission ID:** 1217656889

**File name:** The\_use\_of\_worksheet.docx (377.3K)

**Word count:** 3885


**Character count:** 20800

Suhartatøan gudlönto

st 20, 2013

,44.g.tst

20,



<sup>3</sup>  
**INTERNATIONAL SEMINAR**  
Enrichment of Career by Knowledge of Language and  
Literature I (ECKLL I)

**PROCEEDING**



Readjusting Foreign Language Teaching •  
Strategies & Practices

<sup>20</sup>

Faculty of Letters-Dr. Soetomo  
University in collaboration  
with

<sup>8</sup>

Balai Bahasa Provinsi Jawa Timur, KEMDIKBUD

Surabaya, August 20, 2013

## INTERNATIONAL SEMINAR

### Enrichment of Career by Knowledge of Language and Literatu

Penulis :

Desain Sampul:

© 2013, ITS Press, Surabaya

1

Hak cipta dilindungi undang-undang

Diterbitkan pertama kali oleh

IIS PRESS, Surabaya 2012

ISBN : 978-602-9494-754

III II II III II IIIIII IIII I

9 786029 494754

### Anggota IKAPI

Sanksi Pelanggaran Pasal 22

Undang-Undang Nomor 19 Tahun 2002

Tentang Hak Cipta:

1. Barangsiapa dengan sengaja dan tanpa hak melakukan perbuatan sebagaimana dimaksud dalam Pasal 2 ayat (1) atau Pasal 49 ayat (1) dan ayat (2) dipidana dengan pidana penjara masing-masing paling singkat 1 (satu) bulan dan / atau denda paling sedikit Rp. 1.000.000,00 (satu juta rupiah), atau pidana penjara paling lama 7 (tujuh) tahun dan / atau denda paling banyak Rp. 5.000.000.000,00 (lima milyar rupiah).
2. Barangsiapa dengan sengaja menyiarkan, memamerkan, mengedarkan atau menjual kepada umum suatu ciptaan atau barang hasil pelanggaran Hak Cipta atau Hak Terkait sebagaimana dimaksud pada ayat (1) dipidana dengan pidana penjara paling lama 5 (lima) tahun dan/ atau denda palingbanyak Rp. 500.000.000,00 (lima ratusjuta rupiah).

Dilarang keras menerjemahkan, memfotokopi, atau memperbanyak sebagian atau seluruh isi buku ini tanpa izin tertulis dari penerbit.

19

Dicetak oleh Percetakan ITS Press

Isi di luar tanggung jawab percetakan

### TABLE OF CONTENTS

1. ADDRESS OF THE SEMINAR COMMITTEE ..	.....
.....	<b>IR</b> .....
2. ADDRESS OF THE DEAN ii	
3. ADDRESS OF THE RECTOR ..	iii

4. TABLE OF CONTENTS.....	iv
5. Pembelajaran Bahasa Indonesia di Jepang: Studi Kasus di Universitas Setsunan Takao URANO - Universitas Setsunan, Osaka, Jepang.....	1
6. Experiments in Teaching English as a Foreign Language Sarah Tan — Singapore.....	15
7. PEMBELAJARAN BAHASA ASING DI PERGURUAN TINGGI DENGAN MENGINTEGRASIKAN KETERAMPILAN ABAD XXI Abd. Ghofur - Fakultas Bahasa dan Seni Universitas Negeri Medan .....	22
8. Program BIPA dalam Perspektif Pembelajaran Bahasa Asing Arif Izzak, S.S. - Balai Bahasa Provinsi Jawa Timur, KEMDIKBUD 36	
9. FASCILITATING TEYL COURSE TO BRIDGE OVER THE DEMAND and SUPPLY TOWARDS A BETTER ENGLISH for PRE-KINDERGARTEN STUDENTS Arjunani - Universitas Wijaya Putra Surabaya .....	51
10. Effective Strategies and Practices: Teaching Colleagues Of English to Integrate an Independent Oral Exposition of Ideas and Media Literacy Budiati — Faculty of Letters, Dr. Soetomo University.....	59
11. MEDIA DALAM PEMBELAJARAN BIPA Cahyaningsih Pujimahanani — Fakultas Sastra, Universitas Dr. Soetomo.....	74
12. WHY PRAGMATICS IS CRUCIAL IN FOREIGN LANGUAGE (L2) LEARNING AND TEACHING Chatarini Septi Ngudi Lestari — Sekolah Tinggi Ilmu Bahasa dan Sastra (STIBA) Satya Widya Surabaya 5 Joesasono Oediarti Soelistijowati — English Education Department of	
iv PGRI Adi Buana University of Surabaya Wahju Bandjarjani — English Education Department of PGRI Adi Buana University of Surabaya .....	90
10 13. Scaffolding Strategies in English Classroom Interaction to Enhance Students's Higher Order Thinking Skills	
14. TEACHING SPEAKING USING GROUP WORK Dewi Kencanawati, S.Pd, M.Pd - University of Nusantara "PGRI"	


15. Using Descriptive Scaffold and Proofreading Guidance to Help EFL Learners Minimize their Grammatical Errors in Writing Descriptive Text  
Dini Kumia Irmawati - Vocational Program of Brawijaya University  
Bengkulu103 124
16. A STUDY ON TEACHING MEDIA USED IN TEACHING ENGLISH FOR YOUNG LEARNERS IN SOME PRIMARY SCHOOLS AT TULUNGAGUNG EAST JAVA  
Emmi Naja - STAIN Tulungagung ..... 134
17. The Implicatures of Metaphoric Expressions in the Language of Politics and Their Implications in TEFL  
Eny Kusumawati - Electronics Engineering Polytechnic Institute of Surabaya  
Khairuddin - Islamic University of Malang ..... 144
18. The Use of Experiential Learning in Teaching Writing Skill in EFL Classroom  
Erik Widiyani Styati - Dosen Program Studi Pendidikan Bahasa Inggris IKIP PGRI Madiun ..... 154
19. TEACHING MATERIAL DEVELOPMENT: How to develop the communicative activities in Letera Indonesia, Book I.  
Besin Gaspar - Language Center, UBAYA ..... 167
20. he Use of Worksheet Entry Form (WEF) of Corrective Feedback to Improve Students' Speaking Ability  
Suhartawan Budianto - Universitas Dr. Soetomo ..... 176
21. Student Centered Learning (SCL) dalam Pembelajaran Mata Kuliah Semantik Bahasa Jepang  
Ismi Prihandari — Program Studi Sastra Jepang Bahasa dan Sastra Universitas Brawijaya Malang ..... 189
22. Teaching English as A Foreign Language: Back to Basic Kusuma Wijaya — English Department Faculty of Letters, Dr. Soetomo University Surabaya ..... 200
23. Teachers Empowerment: Strategies in Foreign Language Instruction  
Drs. Leonardi L. Kurniawan, MBA, - Politeknik Ubaya  
Devi Rachmasari, SS. MM, - Politeknik Ubaya .. 218
24. The Impact of Learning Language & Literature on Sharpening Memory How Sharp Memory enrich Career  
Lubna Algadrie - Head of ITATS Language Center ..... 229
25. The Relevance of Literary Analysis to Teaching Literature in the EFL Classroom

- Mulyanto - Universitas Dr. Sutomo ..... 237
26. INTRODUCING MIND MAPPING IN THE TEACHING OF READING  
Natalia Christiani, M.Pd. - Lecturer of Language and Culture Centre Ciputra University, Surabaya  
Drs. Firda Djuita - Lecturer of English Reading and Sociolinguistics STIBA 'Satya Widya', Surabaya  
Drs. H. Hardono, M.Pd. - Lecturer of English STIBA Satya Widya, Surabaya ..... 251
27. CHALLENGES IN 21<sup>ST</sup> CENTURY FOREIGN LANGUAGE TEACHING: USING DIGITAL LANGUAGE AS A MOTIVATING STRATEGY  
Nuria Mufidah, S.S. - PINLAB UNAIR; UPN Language Center . 261
28. Character Education through Integrated Learning Writing and Reading  
Perwi .Pd. — Politeknik Perkapalan Negeri Surabaya (PPNS) . 278
29. Current Issues and Challenges on the English Language Teaching (ELT) Practices in Indonesia and its Alternative Solutions to Engage Students to Learn English  
Purni Susanto - Flinders University, South Australia ..... 290
30. SUSILO BAMBANG YUDHOYONO'S THOUGHT PATTERNS AS SHOWN IN HIS ENGLISH SPEECH TEXTS.  
Sulistyaningsih - STKIP PGRI Sidoarjo ..... 304
- vi
31. Utilizing Suggestopedia for Teaching Speaking for Young Learners  
Yeni Probawati - Universitas Wijaya Putra Surabaya ..... 330
32. BUILDING CROSS CULTURE UNDERSTANDING THROUGH SPEAKING CLASS  
Rindrah Kaniningsih — Faculty of Letters, Dr. Soetomo University 339
33. SIMBOL BUNGA DALAM TANKA  
Cicilia Tantri Suryawati — Fakultas Sastra Universitas Dr. Soetomo . 347
34. An Effective Strategy to Motivate Learners to Fully Engage in Writing Activities  
By Anicleta Yuliasuti, M.Hum - Faculty of Letters, English Depafiment, Dr. Soetomo University Surabaya ..... 357
35. Pendidikan Humanis Berbasis Kontekstual Melalui Pembelajaran Bahasa Secara Kemprensif

Iwan Setiawan, Drs, MSi, MPd

FKIP- Universitas Wisnuwardhana Malang.....366

36. CURRICULUME VITAE .....  
376





## 4 The Use of Worksheet Entry Form (WEF) of Corrective Feedback to Improve Students' Speaking Ability

Suhartawan Budianto

Universitas Dr. Soetomo

Mobile phone 081.5533.40807

E-mail : hartawanbudi76@gmail.com

### 4 Abstract:

This article investigates the use of worksheet entry form Of corrective feedback to improve students' speaking ability. The purpose of this study was to show how to apply WEE Analyzing the previous studies was conducted to have a fully understanding. The results revealed that using EWF of CF is beneficial for the teachers and students in improving the quality Of speaking for the long- term effects.

Keywords: speaking ability, corrective feedback, WEF

### Introduction

7 Speaking, one of the four skills (listening, speaking, writing and reading) in learning language has a crucial role in students' competence in 1-2. Students may use their speaking ability to express their ideas and thought. People can judge learner's quality in 1.2 from her/his speaking skills. To be good at speaking, a student has to provide five components such as vocabulary, pronunciation, grammar, comprehension, and fluency. This essay discusses the three components of speaking in giving the feedback to students; vocabulary (spelling), pronunciation, and grammar.

Corrective feedback sometimes is known with the so-called negative feedback, negative evidence, and error correction. Lightbown and Spada in Chu (2011) give corrective feedback definition such as: any indication to the learners that their use of the target language is incorrect. The learners receive various responses. For example, when a language learner says, he go to school every day, corrective feedback can be explicit, for example, no, you should say goes, not go' or implicit 'yes he goes to school every day', and may or may not include metalinguistic information, for example, don't forget to make the verb agree with the subject'. Another example, when a learner replies, OK, I am agree, then teacher direct says, don't say I am agree but I agree.

Ohta (2001) says learners may have the chance to compare their own production with that of another. Corrective feedback allows the learners identify their own production and they are able to reformulate them. It also

helps 1.42 development. In addition, Chaudron (1988) argues corrective feedback allows the learners to confirm, disconfirm, and possibly modify the hypothetical, transitional rules of their developing grammars. Giving chance for students to see their utterance makes them use their perquisite competence. Similarly, Schachter (1991) states learners abandon their wrong hypotheses and immediately switch to formulating new ones. Students may not feel comfortable in making wrong utterance and they are eager to fix it right away.

The terms 'Corrective feedback' has been remarkable the controversial issue in ELT. It is controversial because some teachers assume that it will have blocked the students/learners' fluency and make them reluctant to produce the L2 while other teacher believe that corrective feedback is very beneficial for students in the process Of becoming stable in 1.2 competence. Many studies have proved the effects of corrective feedback for both teachers and students. The studies indicated that corrective feedback is needed not only by students but also by students. It means that corrective feedback leads the positive effect to the students mostly. Perhaps, there is almost the negative effect revealing in the same time, but it does not influence a lot in improving students' 142 competence.

In this discussion, English is assumed as L2 in the context of bilingual and multilingual society like Indonesia though it is hard to dichotomize the position of English in Indonesia. It has no intention to look down the role of local languages in Indonesia. The reason is that because many students are able to use Indonesian language in average. In bilingual and multilingual society, it is surely convinced that L2 learners require the feedback from teachers to improve their competence in 1.2.

Many teachers probably have been applying corrective feedback in their teaching and learning foreign language or L2. They are conscious or not that they have been conducting the feedback for students. The queries are that "Have they used an appropriate method in giving feedback or correction to the students?", "Have they take account for students' psychological problem and students' prior knowledge. If the answer is "yes", the next questions emerging are "Have they evaluated the result?", and \*Have they been consistent in using the feedback?" Those questions are needed to be answered to have fully comprehensive discussion.

This essay proposes the effective technique in establishing the corrective feedback to the students. It is inspired by the article of Small Talk: developing fluency, accuracy, and complexity in speaking written by James Hunter. The term 'Worksheet Entry Form' (WEF) is taken / borrowed from

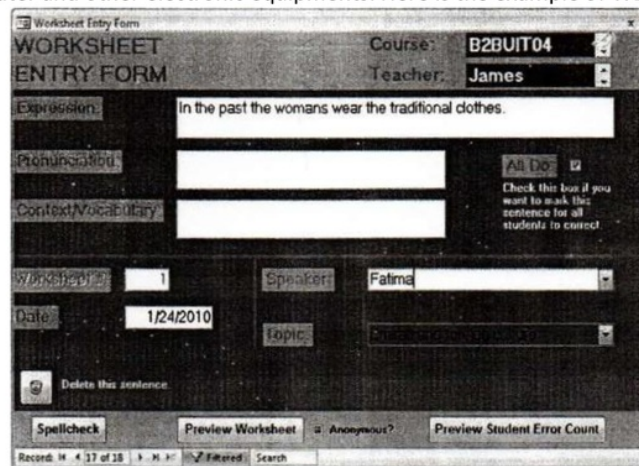
James' article. The design of the Worksheet Entry Form (WEF) will be modified based on the circumstances of the classroom in ELT and also the students' needs. There are two types of WEF proposed. First, it is adopted from James' article called computerized WEF of CF. It uses the computer as a medium of providing the corrective feedback. Second, it is designed by the writer which is called paper-based WEF of CF (Corrective Feedback). The second technique chosen is to anticipate the absence of computer or Other technical problems or inadequate facilities in certain classroom such as computer, and projectors.

The procedures of WEF is showed and explained in the discussion of this essay. The procedures applied surely need to be matched with the circumstance of classroom and the readiness Of teachers and students. It is highly expected that this model can be applied in most classrooms in ELT. Though, this model still needs to be improved in particular cases as it has been described in the first statement of this paragraph.

## Discussion

### Computerized WEF of CF

Computerized WEF of CF is most preferable model because it is easier to do if the users and facilities support it. The users must be good at operating computer and other electronic equipments. Here is the example of WEF of CF.



The procedures are as follows:

- 1) Install the file of computerized WEF of CF,
- 2) Make one computerized WEF of CF for one student,
- 3) Fill the information on computerized WEF of CF,
- 4) Show computerized WEF of CF on the slide to every student,
- 5) Explain the function of computerized WEF Of CF,
- 6) Describe how to operate

computerized WEF of CF, 7) Tell students the significant in the course, 8) Record the utterances made by students for analyzing speaking ability, 9) Have students take note for their friends' production in writing and speaking, 10) Provide a chance for students to give their comments for teacher's note about a student's sentences or utterances.

The information must be filled out; 1) course or subject, 2) teacher's name, 3) expression made by student, 4) pronunciation produced by student, 5) context/vocabulary, 6) worksheet number, 7) date, 8) speaker, and 9) topic. All applications ease teachers and students to identify the sentences and utterances in the context of speaking and writing. It is not easy to take note of every word, phrase and, sentence uttered by students, so using recording equipment and involving others to make note their friends' utterances are very helpful. This activity is not only showing the errors but also giving opportunities for students to use their knowledge in identifying their friends' production in L2.

### Paper-based WEF of CF

The second model is paper-based WEF of CF in which many papers are needed to be distributed based on the number of students and the needs. The procedures are similar to computerized of WEF. The different is only in application. In computerized model, every application is controlled by the computer while the paper-based model is operated manually (teachercontrolled).

Paper-based WEF of CF	
Topic	:
Date	:
Teacher	:
Student	:
Expression	1.....
	2.....
	3.....

<b>Correction</b> : 1..... 2..... 3.....
<b>Pronunciation</b> : 1..... 2..... 3.....
<b>Correction</b> : 1..... 2..... 3.....

Here is the example Of paper-based of WEF The other form of paper-based WEF of CF

<b>Paper-based WEF of CF</b>
Topic Date Teache  Studen t

Spelling	:	1.....
		.....
		2.....
		.....
		3.....
		.....
Correctio		.....



n	1.....
	2.....
	3.....
	.....
<b>Grammar</b>	1.....
:	.....
	2.....
	.....
	3.....
	.....
<b>Correctio</b>	1.....
<b>n</b>	:
	2.....
	.....
	3.....
	.....
<b>Intona</b>	1.....
<b>tion</b>	:
	2.....
	.....
	3.....
	.....
	.....
<b>Corre</b>	1.....
<b>ction</b>	:
	.....

These following procedures are taken in this model. They are such as follows;  
 1) Print out the paper-based WEF of CF, 2) Distribute paper-based WEF of CF to students, 2) Fill the information on paper-based WEF of CF, 3) Explain the function of paper-based WEF of CF, 4) Describe how to fill paper-based WEF of CF, 5) Tell students the significant of paper-based •WEF of CF, 6) Record

the utterances made by students for analyzing speaking ability, 7) Have students take note for their friends' production in writing and speaking, 8) Provide a chance for students to give their comments for teacher's note about a student's sentences or utterances.

### How to evaluate

The most important and necessary to do is how to evaluate this model. It functions to check the students' progress and development of 1.2 competence. There are several proposed ways to evaluate it. The form Of feedback (paper-based and computerized model) can help teacher to map the most errors made by the students and check whether the errors are conducted again in other time or not. If students still make the same errors, teacher must investigate why it happens. For adult learners (students), perhaps the errors with the so-called "Fossilization" in which it is difficult to repair it. For example, to pronoun "question" /kwestfn/, students pronoun /kwesen/, or to pronoun "she" /fl: /, students pronoun /si:/ . The students are not familiar with the phonemes // and /f/.

In evaluating the students' WEF can be done into two techniques; 1) individual test and 2) classroom test. Both first and second technique must be conducted in paper-based test. All questions are written down in paper and the answerS as well. Therefore, students are only allowed to use paper in answering the questions not using computer. It must to be done because computer can detect the grammatical errors, incorrect spelling, and inappropriate pronunciation. Evaluation can be conducted weekly or monthly depending on how classroom management is applied. For each technique of evaluation, there are some types of question listed such as; expression and grammar analysis, spelling analysis, pronunciation analysis, and intonation analysis.

#### 1) Individual Test

All questions collected from the student whom is going to be evaluated. The student obviously knows the questions well because she/he has got the WEF of CF from the teacher.

##### a. Expression and Grammar Analysis

For example, please choose the correct sentence or utterances below;

1. A) My sister go to school every day by car. B) My sister goes to school every day by car.
2. A) I am agree with your idea. B) I agree with your idea



3. A) Are you like durian, Hamid?  
B) Do you like durian, Hamid?

Then, teacher may ask students to give a reason why she/he chooses A or B. To make sure whether student comprehends the feedback, a teacher can give implicit question as if she/he interviews the student. I. How does your sister go to school every day?

2. So, do you agree with my idea? 3. OK, what is your favorite fruit, Hamid?

**b. Spelling Analysis**

Please choose the correct spelling from the words below;

1. Preparation or preparation
2. Happyly or happily 3. To analyze or to analyse

**c. Pronunciation Analysis**

Please pronoun these following words below;

1. Vegetable
2. Flour 3. Suggestion

**d. Intonation Analysis**

Please read these following sentences or utterances below;

1. What is your name? (falling intonation)
2. Are you a student? (raising intonation)
3. Do you like mango (raising intonation) or apple? (falling intonation)

**2) Classroom Test**

For the second test (classroom test), a teacher provides several questions collected from all students errors. It can be 20-40 questions depending on the circumstances and time allotment. The instruction is the same like in individual test. This activity can be done if a teacher always shows the feedback for all students in every meeting. Therefore, one student knows his or others errors. It is true that this work is a time consuming. The fully understanding of certain topic is expected to improve students' competence in 1.2 particularly, in speaking.

**a. Expression and Grammar Analysis**

For example, please choose the correct sentence or utterances below;

1. A) She is not here last night.  
B) She was not here last night.

2. A) Because you are not come to the party. B) Because you do not come to the party.

3. A) Please not late, OK!  
B) Please don't be late, OK!

Then, teacher may asks students to give a reason why she/he chooses A or B. To make sure whether student comprehends the feedback, a teacher can give implicit question as if she/he interviews the student.

1. So, were you here yesterday?
2. Well, are you understand my explanation?
3. Can I say "Not open the door or don't open the door?"

**b. Spelling Analysis**

Please choose the correct spelling from the words below;

1. Democrasy or democracy
2. Atmospere or atmosphere
3. Equipment or equitment

**C. Pronunciation Analysis**

Please write these following words below; (Teacher dictates several words and students write) 1. Mountain

2. paper 3.

Suggestion

**d. Intonation Analysis**

Please read these following sentences or utterances below;

1. What is he? (falling intonation)
2. Do you watch TV every day? (raising intonation)
3. Do you like mango (raising intonation) or apple? (falling intonation)

Finally, teacher puts the scores in the table below. This table can be designed based on the needs and condition of classroom and students.

**Evaluation Table  
From individual test**

Name;

Date;

Number	1	2	3				7	8	9	10	Total
	4	5	6								
Expression & Grammar											

Spelling											
Pronunciation											
Intonation											

Through the evaluation table, teacher is able to check the students' development of his speaking. For example a student's evaluation table shows like below

**Evaluation Table  
From individual test**

Name; SONY

Date; 2d<sup>h</sup> Dec 2012

Number	1	2	3	4	5	6	7	8	9	10	Total
Expression & Grammar											
Spelling											
Pronunciation											
Intonation											

--

The table above indicates that the students are good at expression/ grammar and pronunciation, while is not very good at spelling and intonation. He gets 7 point for expression / grammar and pronunciation but only 5 and 4 point for spelling and intonation.

**Evaluation Table**  
From Classroom test

12  
Name;  
Date,

Number	1	2	3	4	5	6	7	8	9	10	Total
Expression & Grammar											
Spelling											
Pronunciation											
Intonation											

Through the evaluation table, teacher is able to check the students' development of his speaking. For example a student's evaluation table shows like below

**Evaluation Table**  
From Classroom test

Name; SONY  
Date; 27<sup>th</sup> Dec 2012

Number	1	2	3	4	5	6	7	8	9	10	Total
Expression & Grammar											
Spelling											4

Pronunciation										
Intonation										3

The table above indicates that the students get lower points in classroom test than in his individual test. There are some possibilities why it occurs 1) because he didn't concern others WEF, 2) he does not understand well about the feedback. This table can be used to find out which errors reproduced by the students. By checking the number of each skill on the table, teacher are able identify the weaknesses and strengths of each student.

### Conclusion

The use of WEF is needed to be tried in EFL and ELT classroom. It is very indispensable / useful not only for teachers but also for students. Teacher can identify the errors and fix them. Students can recognize their own errors and try to correct the errors. Student also have a chance to give his argument of their friends' utterances or sentences. It is good for striving the awareness and self-esteem among the students.

To obtain the effectiveness of WEF Of corrective feedback, a teacher needs to prepare the design and technique in applying this model. Preparation is based on the classroom and students' condition such as facilities, and the needs of students. Every student has a different performance in 142, but they can share their knowledge to others by giving the feedback.

This activity will be effective if a teacher undergoes it consistently and with a well-prepared plan. Being consistent may contribute the development of L2 for students as students know their own problems in L2. In conducting WEF of CF, it would be interesting for students and teachers in building a good relationship. Perhaps, a teacher frequently feels that what he/she has been corrected to the students is not adequate. This activity is an appropriate model for tracing, recording, and taking note of students' error. For further research, the other model can be developed to evaluate the students' writing ability and diagnosis the most difficult part of writing. Furthermore, the long-term effect of corrective feedback to students is the main goal of providing corrective feedback.

### References

- Chaudron, C. 1988. *Second language Classrooms: research on teaching and learning*. Cambridge, UK: Cambridge University Press
- Chu, Ruili. 2011. Effects of Teacher's corrective feedback on accuracy in the oral English of English majors college student. ISSN 1799-2591. *Theory and Practice in Language Studies*, Vol 1, No. 5 pp. 454-459, May 2011
- Hunter, James 2012. Small Talk': developing fluency, accuracy, and complexity in speaking *ELI Journal*. Volume 66/1 January 2012. Oxford University Press
- Ohta, A.S. 2001. *Second language acquisition processes in the classroom: Learning Japanese*. Mahwa, Nj: Lawrence Erlbaum
- Schachter, J. 1993. Corrective feedback in historical perspective. *Second language research*, 7, 89-102

# The use of worksheet

---

## ORIGINALITY REPORT

---

16%

SIMILARITY INDEX

15%

INTERNET SOURCES

6%

PUBLICATIONS

10%

STUDENT PAPERS

---

## PRIMARY SOURCES

---

1	<a href="http://www.scribd.com">www.scribd.com</a> Internet Source	4%
2	<a href="http://digilib.iain-palangkaraya.ac.id">digilib.iain-palangkaraya.ac.id</a> Internet Source	2%
3	<a href="http://repository.ubaya.ac.id">repository.ubaya.ac.id</a> Internet Source	1%
4	<a href="http://repository.unitomo.ac.id">repository.unitomo.ac.id</a> Internet Source	1%
5	<a href="http://anzdoc.com">anzdoc.com</a> Internet Source	1%
6	<a href="http://ifa.amu.edu.pl">ifa.amu.edu.pl</a> Internet Source	1%
7	<a href="http://academypublication.com">academypublication.com</a> Internet Source	1%
8	Submitted to Mahidol University Student Paper	<1%
9	Submitted to University of Southampton Student Paper	<1%

---

10

[research.unived.ac.id](http://research.unived.ac.id)

Internet Source

<1%

---

11

[vyea.com](http://vyea.com)

Internet Source

<1%

---

12

[michigan.gov](http://michigan.gov)

Internet Source

<1%

---

13

[www.sulistyaningsih3112.blogspot.com](http://www.sulistyaningsih3112.blogspot.com)

Internet Source

<1%

---

14

Submitted to Benedictine University

Student Paper

<1%

---

15

Submitted to Universitas Jenderal Soedirman

Student Paper

<1%

---

16

[ftp.gwdg.de](http://ftp.gwdg.de)

Internet Source

<1%

---

17

Submitted to Ridge High School

Student Paper

<1%

---

18

[e-journal.unipma.ac.id](http://e-journal.unipma.ac.id)

Internet Source

<1%

---

19

[docplayer.info](http://docplayer.info)

Internet Source

<1%

---

20

[kangguru.me](http://kangguru.me)

Internet Source

<1%

---

21

Submitted to University of Sheffield

Student Paper

<1%



---

22

archive.org

Internet Source

<1%

---

23

Submitted to University of College Cork

Student Paper

<1%

---

24

Submitted to Thammasat University

Student Paper

<1%

---

---

Exclude quotes      On

Exclude matches      Off

Exclude bibliography      On